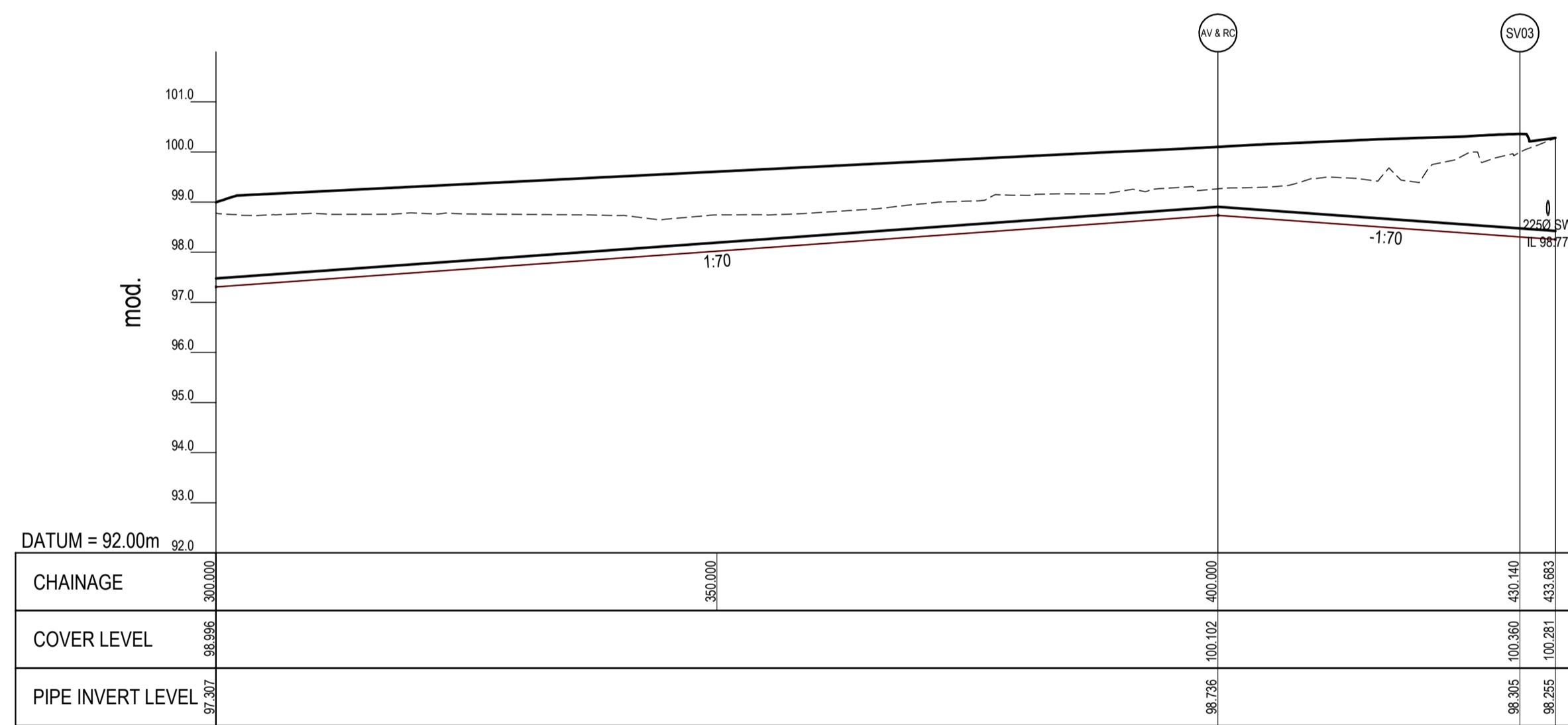
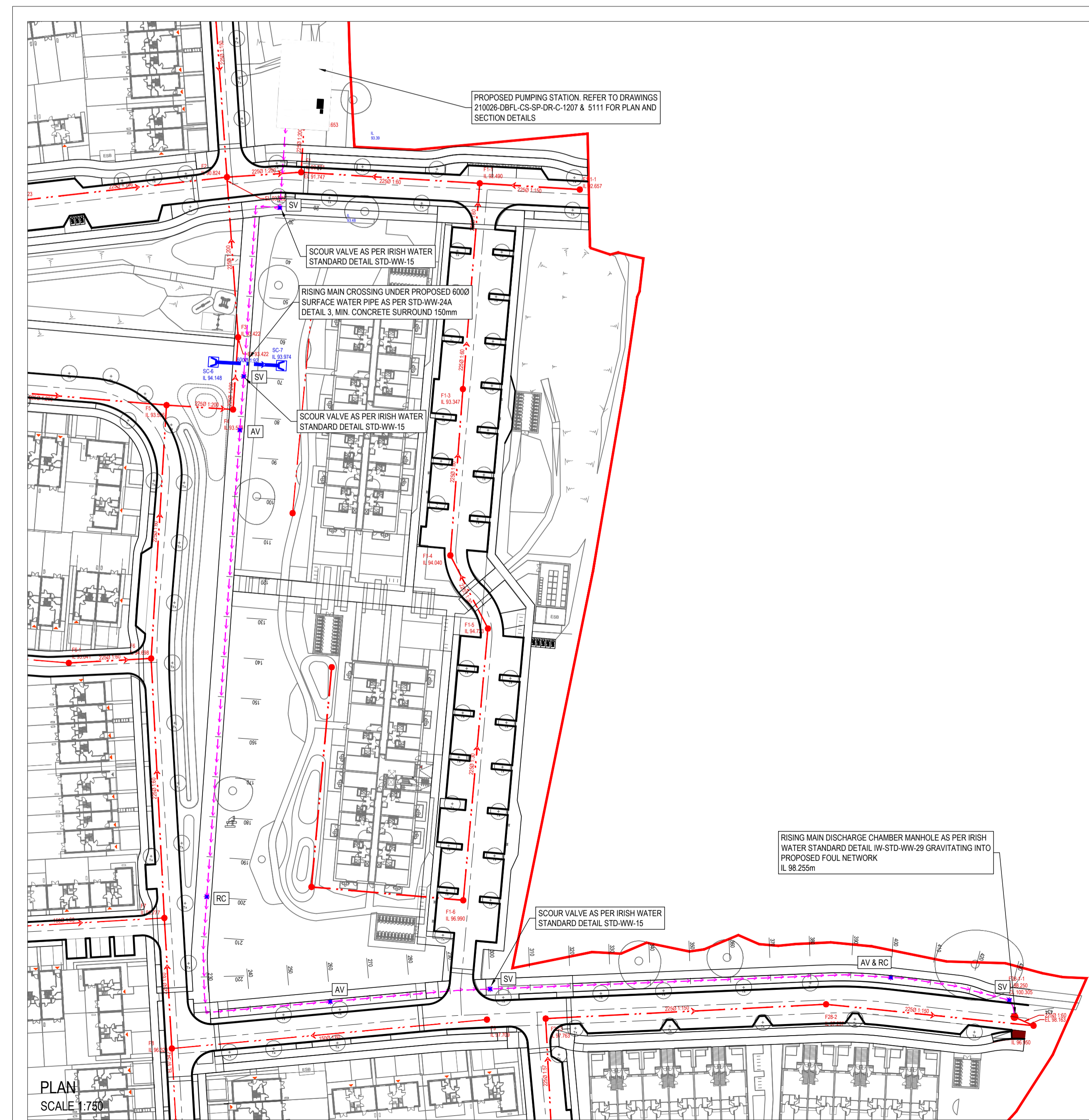


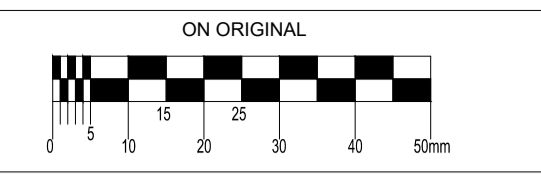
Rising Main  
Horizontal Scale = 1:500, Horizontal Scale = 1:100



Rising Main  
Horizontal Scale = 1:500, Horizontal Scale = 1:100



PLAN  
SCALE 1:750



© COPYRIGHT OF THIS DRAWING IS RESERVED BY DBFL CONSULTING ENGINEERS. NO PART SHALL BE REPRODUCED OR TRANSMITTED WITHOUT THEIR WRITTEN PERMISSION.  
NO CHANGES OF WHATSOEVER NATURE ARE TO BE MADE TO ANY DETAILS SET OUT OR CONTAINED IN ANY DBFL SPECIFICATIONS OR DRAWINGS UNLESS THE EXPRESS CONSENT HAS BEEN OBTAINED IN ADVANCE, IN WRITING, FROM DBFL.

- NOTES:
1. ALL DRAWINGS TO BE CHECKED BY CONTRACTOR ON SITE AND ENGINEER INFORMED OF DISCREPANCIES BEFORE WORK COMMENCES
  2. ALL LEVELS ARE IN METRES AND ARE RELATED TO ORDNANCE DATUM
  3. CONTRACTOR SHALL SATISFY HIMSELF AS TO THE ACCURACY OF PAVEMENT LEVELS ON SITE PRIOR TO COMMENCEMENT OF WORKS ON SITE
  4. ALL WORKS TO BE CONSTRUCTED IN ACCORDANCE WITH THE NRA SPECIFICATION FOR ROAD WORKS UNLESS NOTED OTHERWISE
  5. THIS DRAWING IS FOR PLANNING PURPOSES ONLY
  6. MANHOLE COVER LEVELS ARE TO CONFORM WITH FINISHED ROAD AND PATH LEVELS
  7. WHERE COVER TO PIPE IS LESS THAN 1200mm (ROAD/PATH/VERGE) OR 900mm (OPEN SPACE) SURROUND PIPE IN MINIMUM 150mm CONCRETE

- LEGEND
- KEY
- EXISTING GROUND PROFILE
  - - - PROPOSED GROUND PROFILE
  - PROPOSED 150mm OD PE100 FOUL RISING MAIN
  - PROPOSED FOUL SEWER AND MANHOLE
  - RC: RISING MAIN RODDING CHAMBER AS PER IW-STD-35A
  - SV: SLUICE VALVE CHAMBER AS PER IW-STD-17
  - AV: SLUICE VALVE CHAMBER AS PER IW-STD-18

rev	date	description	PJC	NGG
P01	13/06/22	STAGE 3 SHD		
A		Approved		
B		Approved with comments		
C		Do not use		

S2 - INFORMATION PLANNING

**DBFL Consulting Engineers**  
Civil, Structural & Transportation Engineering  
www.dbfl.ie

DUBLIN OFFICE: Ormond House, Upper Ormond Quay, Dublin 7, D07 W704  
PHONE +353 1 404 4000

CORK OFFICE: 14 South Mall, Cork, T12 CT91  
PHONE +353 21 2024538

WATERFORD OFFICE: Suite 10 The Arkun, Maritime Gate, Canada Street, Waterford, X91 W028  
PHONE +353 51 309 500

project ref. NEWCASTLE SOUTH

drawing title RISING MAIN LONGITUDINAL SECTIONS

client CAIRN HOMES PROPERTIES LTD

designed by	author	scale	sheet size
PJC	PJC	AS SHOWN	A1
drawing no.	revision		
210026-DBFL-FW-SP-DR-C-3208	P01		